

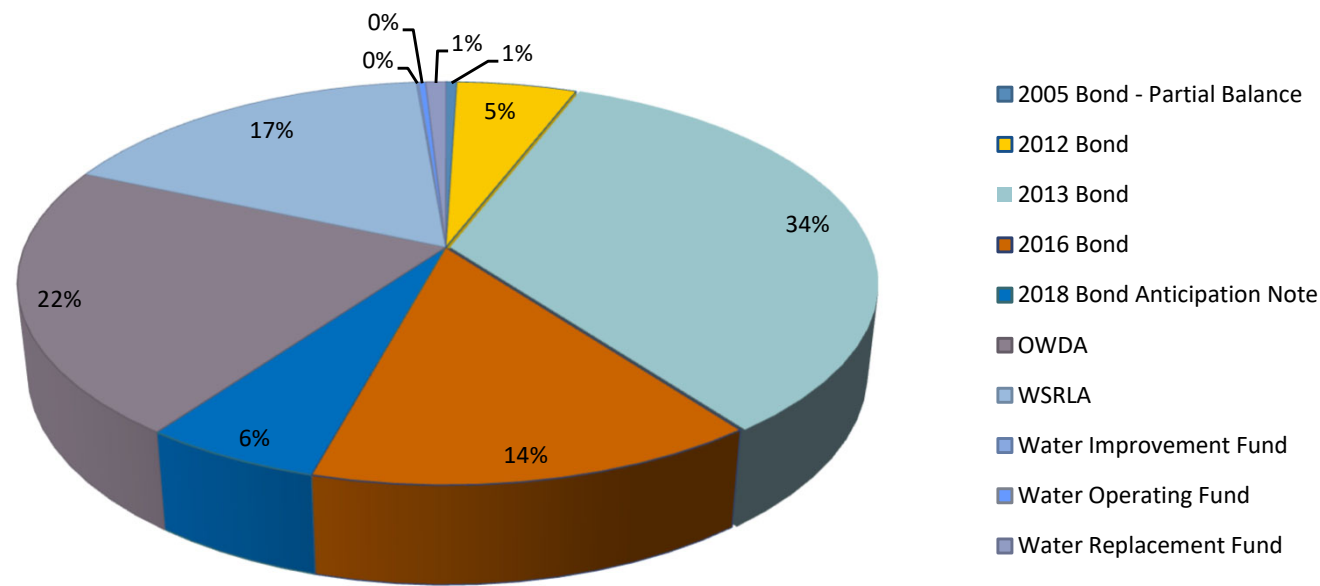
# CITY OF TOLEDO

## COLLINS PARK WATER TREATMENT PLANT CAPITAL IMPROVEMENTS

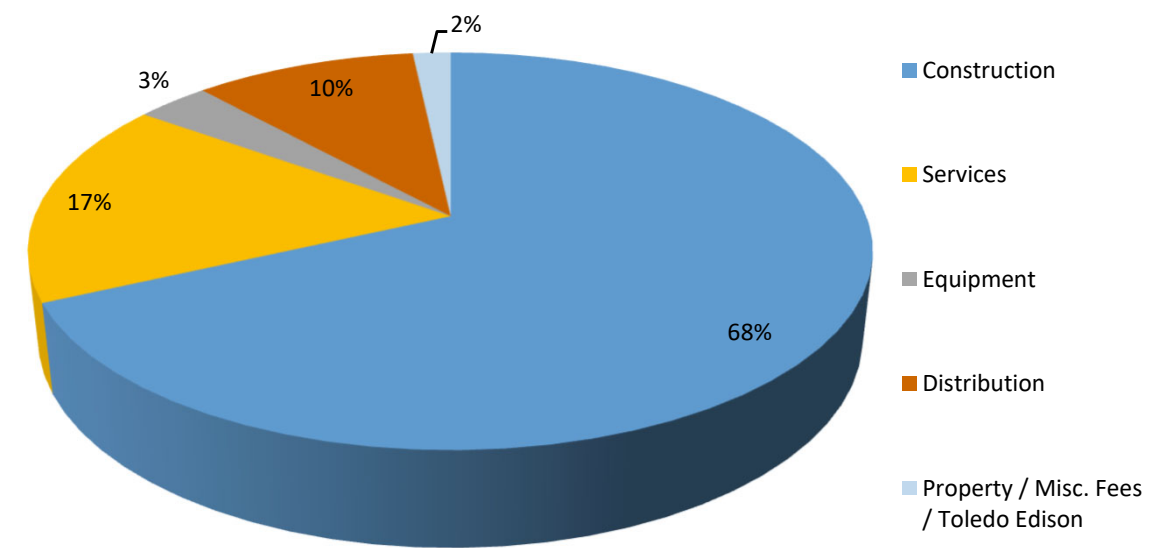
### PROGRAM FUNDING

| FUNDING SOURCE              | ORIGINAL BORROWED VALUE | DIS/REAPPROPRIATED BETWEEN BOND FUNDS | UNALLOCATED      | AUTHORIZED           | COMMITTED BY PO      | PENDING            | UNCOMMITTED         | INVOICED TO DATE     |
|-----------------------------|-------------------------|---------------------------------------|------------------|----------------------|----------------------|--------------------|---------------------|----------------------|
| 2005 Bond - Partial Balance | \$2,809,839             | -\$276,135                            | \$0              | \$2,533,704          | \$2,533,704          | \$0                | \$0                 | \$2,533,704          |
| 2012 Bond                   | \$27,500,000            | \$719,836                             | \$284,915        | \$27,934,921         | \$27,884,805         | \$0                | \$50,116            | \$27,691,186         |
| 2013 Bond                   | \$176,104,866           | \$0                                   | \$87,695         | \$176,017,171        | \$169,725,942        | \$33,200           | \$6,258,028         | \$166,687,576        |
| 2016 Bond                   | \$75,000,000            | \$0                                   | \$0              | \$75,000,000         | \$69,665,289         | \$125,000          | \$5,209,711         | \$64,739,440         |
| 2018 Bond Anticipation Note | \$30,000,000            |                                       | \$305,000        | \$29,695,000         | \$24,493,584         | \$0                | \$5,201,416         | \$11,102,286         |
| OWDA                        | \$112,065,168           |                                       | \$0              | \$112,065,168        | \$110,256,109        | \$1,500,000        | \$309,059           | \$60,437,275         |
| WSRLA                       | \$88,812,332            |                                       | \$0              | \$88,812,332         | \$86,438,191         | \$2,374,140        | \$0                 | \$72,430,825         |
| Water Improvement Fund      |                         |                                       | \$0              | \$428,500            | \$428,496            | \$0                | \$4                 | \$428,496            |
| Water Operating Fund        |                         |                                       | \$0              | \$1,718,005          | \$1,718,005          | \$0                | \$0                 | \$1,718,005          |
| Water Replacement Fund      |                         |                                       | \$0              | \$4,686,016          | \$4,686,016          | \$0                | \$0                 | \$4,686,016          |
| <b>TOTALS</b>               |                         |                                       | <b>\$677,610</b> | <b>\$518,890,816</b> | <b>\$497,830,142</b> | <b>\$4,032,340</b> | <b>\$17,028,334</b> | <b>\$412,454,808</b> |

CIP PROGRAM SOURCE OF FUNDS



CIP PROGRAM USE OF FUNDS



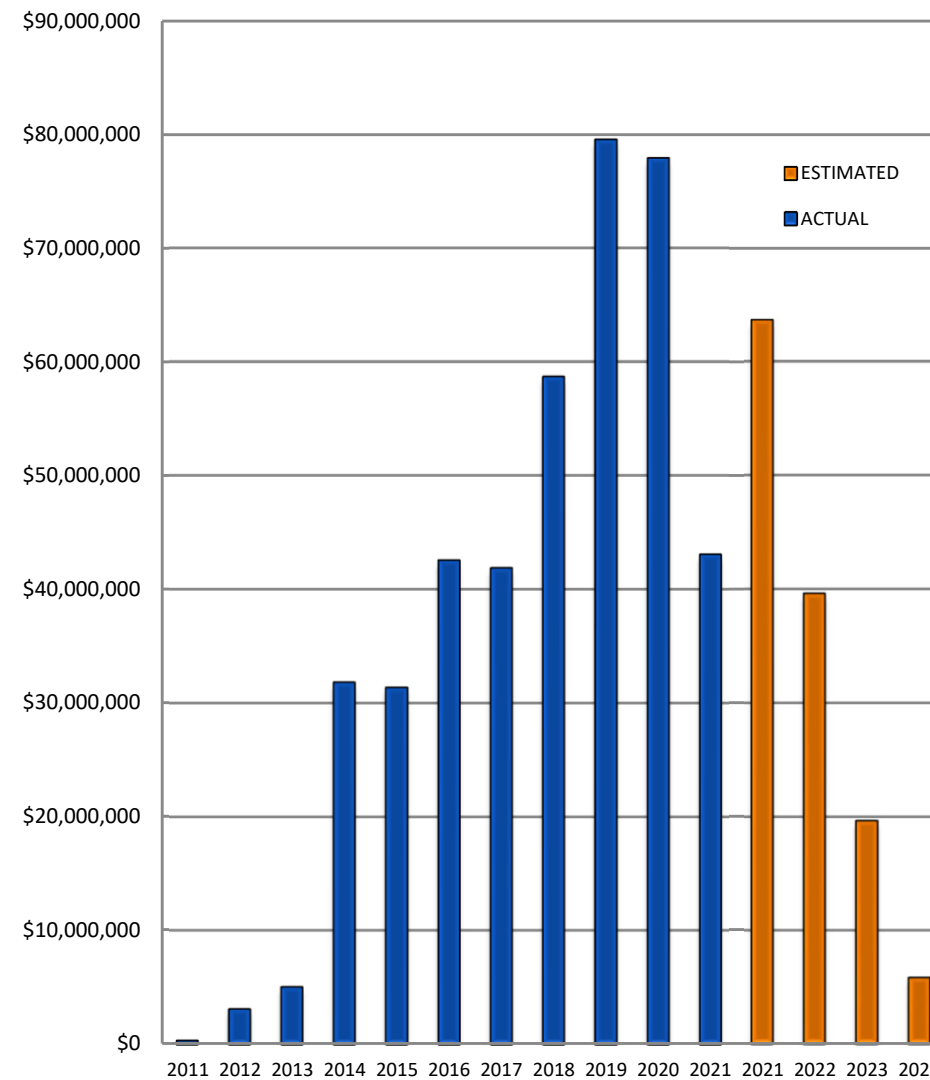
# COLLINS PARK WATER TREATMENT PLANT CAPITAL IMPROVEMENTS

| ACTIVE PROJECTS                          |              |          |                        |
|--|--------------|----------|------------------------|
| PROJECT                                  | STATUS       | COMPLETE | ESTIMATED PROJECT COST |
| Plant Drain & Site Improvements          | Design       | 2024     | \$2,049,000            |
| Bulk Alum Feed Improvements              | Design       | 2026     | \$4,800,000            |
| High Service & Filtered Water Conduits   | Construction | 2022     | \$3,327,000            |
| Basins 1 thru 4 Upgrades                 | Construction | 2023     | \$51,887,000           |
| Filter & Pipe Gallery Improvements (HAB) | Construction | 2023     | \$41,791,000           |
| High Service Pumping Station             | Construction | 2023     | \$26,620,000           |
| Basins 5 & 6 Upgrade                     | Closeout     | 2021     | \$27,723,000           |
| Ozone Treatment                          | Closeout     | 2021     | \$55,375,000           |

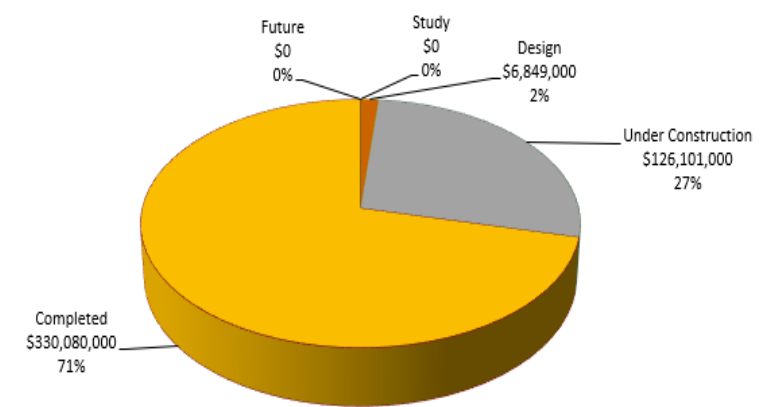
| MBE          |              |                  |
|--------------|--------------|------------------|
|              | CONSTRUCTION | GOODS & SERVICES |
| MBE Goal %   | 15%          | 10%              |
| MBE Paid     | \$37,394,957 | \$12,088,370     |
| Actual MBE % | 13.70%       | 14.27%           |

| PROGRAM COSTS (Includes Distribution) |                      |
|---------------------------------------|----------------------|
|                                       | INVOICED TO DATE     |
| Construction                          | \$281,047,541        |
| Services                              | \$69,106,631         |
| Equipment                             | \$13,706,692         |
| Distribution                          | \$41,529,377         |
| Property / Misc. Fees / Toledo Edison | \$7,064,568          |
| <b>TOTAL PAID</b>                     | <b>\$412,454,808</b> |

## PROGRAM CASH FLOW



## THE FLOW OF PROGRESS



| COMPLETED WORK                        |              |
|---------------------------------------|--------------|
| PROJECT                               | COST         |
| Disinfection Facility                 | \$11,897,054 |
| HAB Improvements                      | \$6,222,237  |
| Chemical Building                     | \$9,120,000  |
| Floc & Sedimentation Basins           | \$1,362,207  |
| Plant & Filter Galleries              | \$4,758,726  |
| Residuals Handling & Dewatering       | \$2,073,031  |
| Plant Site, Conduits & Yard Piping    | \$3,412,402  |
| Facilities Replacement & Improvements | \$31,631,000 |
| Electrical & Instrumentation          | \$36,647,000 |
| Raw Water Mains                       | \$7,518,000  |
| Pumping Stations                      | \$44,873,796 |
| Chemical Conveyance Phase 2           | \$6,817,000  |
| Intake Crib Refurbishment             | \$5,035,000  |
| Basin 7 & 8 and Filters               | \$70,638,408 |